



管嘴等级(Nozzle Specification)

王元
AVEVA中国
2004.8.6

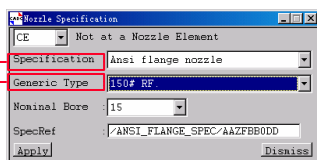


管嘴等级应用



- ▼ 在设备建模时调用管嘴等级

规范
压力分类

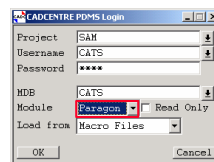


VANTAGE Plant Design

进入Paragon



- ▼ 进入SAM项目的Paragon模块

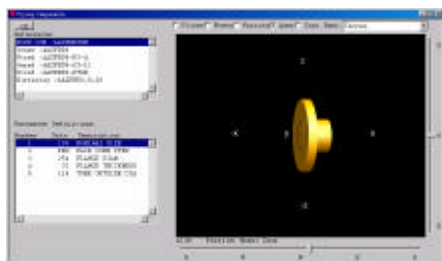


VANTAGE Plant Design

管嘴元件库



- ▼ 生成150#,300# ANSI法兰对应管嘴等级为例
- ▼ 管嘴元件库



VANTAGE Plant Design

创建管理层



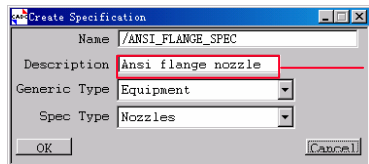
- ▼ 进入Spec Generator
 - Paragon>Spec Generator
- ▼ 创建管理层
 - Creat>Spec World



VANTAGE Plant Design

生成等级

- ▼ 生成等级，等级一般对应法兰标准
 - Creat>Specification



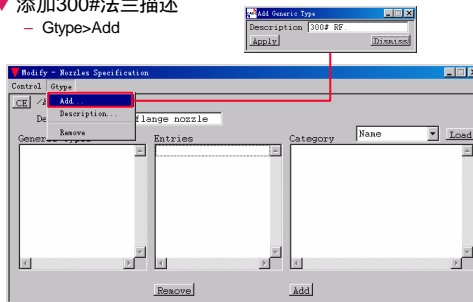
显示在对话框中

- ▼ Spec的主要属性
 - Desc Ansi flange nozzle
 - Purp NOZZ

VANTAGE Plant Design

300#法兰

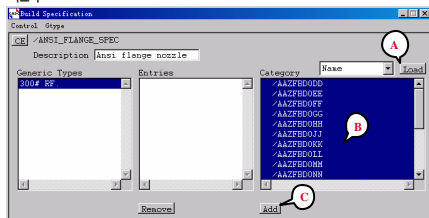
- ▼ 添加300#法兰描述
 - Gtype>Add



VANTAGE Plant Design

加载管嘴元件

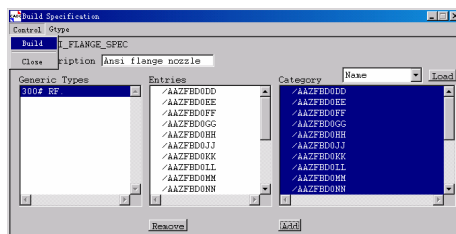
- ▼ 导航器中指向Ansi, 300#管嘴元件AAZFBDO
 - Load按钮加载，则管嘴元件出现在Category栏中
 - 选中元件，按Add按钮，则Category栏中选中的元件加入到Entries栏中



VANTAGE Plant Design

完成

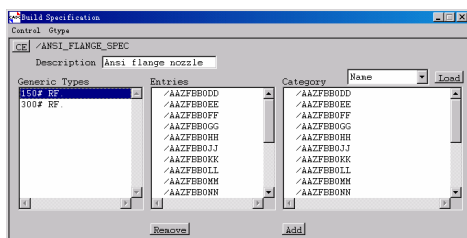
- ▼ 执行Build，完成
 - Control>Build



VANTAGE Plant Design

其他压力管嘴

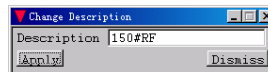
- ▼ 重复前面步骤，生成150#管嘴等级



VANTAGE Plant Design

修改Generic Types

- ▼ 修改Generic Types
 - Gtype>Description...



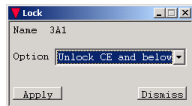
VANTAGE Plant Design

删除管嘴等级



▼ 解锁

- Modify>Lock>Unlock CE and Below



▼ 删除

VANTAGE Plant Design

修改等级

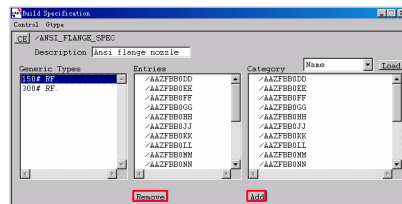


▼ 选择Spec

- Modify>Specification

▼ 添加Add

▼ 删除Remove



VANTAGE Plant Design

AVEVA™